



Enroll in Text Banking

Always know what's happening with your money at any time.

RCB BANK

That's my bank!
MEMBER FDIC

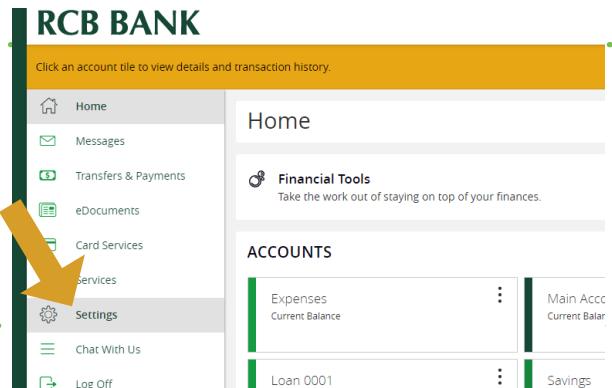
1

Visit RCBbank.bank to login to Online Banking or login into the RCB Bank Mobile Banking App.

2

Click the **Settings** tab from the **Menu** options.


(Arrows are for demonstration purposes only.)



3

Click on **Text Enrollment** under **Preferences**.

PREFERENCES

 **Text Enrollment**
Get account balances and more via text on your mobile device

4

Click the switch to **"Enable and authorize text banking on the mobile device below."**

Input in your cell phone number in the **SMS Text Number** box.

Read through, then mark **Agree To Terms**.

Click **Save**.

Text Enrollment

☒ Enable and authorize text banking on the mobile device below.

SMS Text Number

☐ Agree To Terms

Msg & Data rates may apply. Text **HELP** to 226563 for help. Text **STOP** to 226563 to cancel. Receive 1 message per query. Privacy policy

SUMMARY OF TERMS:
By entering your phone number you acknowledge that you agree to the terms of service and are subscribed until you send **STOP** to US Text Banking, provided by US. US Text Banking works with: AT&T, Boost Mobile, Sprint PCS, T-Mobile, U.S. Cellular, Verizon Wireless, Virgin Mobile and select regional carriers within ACG, Interop Technologies, and ClearSky Technologies, but is not compatible with all handsets. T-Mobile is not liable for delayed or undelivered messages. Receive banking account alerts. Receive 1 message per query. **Msg & Data** rates may apply. I confirm that I hold the account corresponding to the mobile phone number I have entered, or that I have the account holder's permission to use this service. For help, send **HELP** to 226563. To cancel, text **STOP** to 226563 at anytime. For support, please email or call US.

ENABLING ACCOUNTS FOR TEXT BANKING:
You will need to both enable and provide nicknames for your accounts to use Text Banking. These changes can be made on the 'Account Preferences' page.

TEXT BANKING PHONE NUMBER:
Send any of the commands below to **226563**. For easier access and added security, please add this code to your contacts.

TEXT BANKING COMMANDS:
BAL - provides balances for all accounts that are enabled for Text Banking
BAL account nickname - provides the balance for the specified account. Example: BAL acct1
HIST account nickname - provides account history for the specified account. Example: HIST acct1
XFER account nickname1 account nickname2 amount - transfer the specified amount from account 1 to account 2. Example: XFER acct1 acct2 100.00
LIST - sends a list of text banking commands
HELP - sends a list of contact points for the bank
STOP - stops all further text message communications

COST:
There are no premium charges for using Text Banking, however message and data rates may apply.

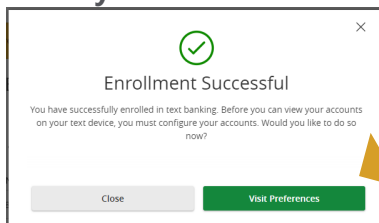
HOW TO OPT-OUT:
To opt-out of Text Banking, text STOP to 226563. An unsubscribe message will be sent to your number confirming the cancellation, but no more messages will be sent after that.

SUPPORTED CARRIERS:
Alltel, Appalachian Wireless, AT&T, Bluegrass Cellular, Boost Mobile, Celcom, Cellular South, Centennial Wireless, Cincinnati Bell, GCI, Imix Wireless, Inland Cellular, IV Cellular, Nex-Tech Wireless, Nextel Communications, nTelos, Revolv Wireless, Sprint PCS, T-Mobile, U.S. Cellular, United Wireless, Verizon Wireless, Virgin Mobile, and West Central Wireless.
For support, please contact us.

Save

5

Click on **View Preferences** on the pop-up screen to select your accounts for text banking.



>

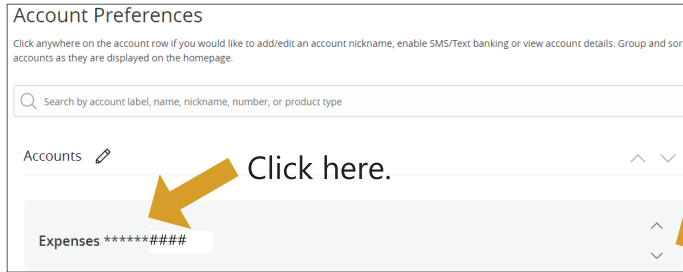
Additional steps on the back.

?

Get in touch. 855.226.5722 | RCBbank.bank

6

Click on the **Account** that you'd like to add Text Banking to.



Account Preferences

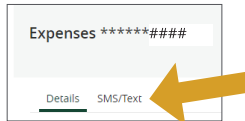
Click anywhere on the account row if you would like to add/edit an account nickname, enable SMS/Text banking or view account details. Group and sort accounts as they are displayed on the homepage.

Search by account label, name, nickname, number, or product type

Accounts

Expenses *****###

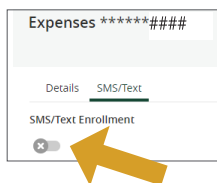
Click on the **SMS/Text** tab.



Expenses *****###

Details SMS/Text

Click the switch under **SMS/Text Enrollment** to turn it on.

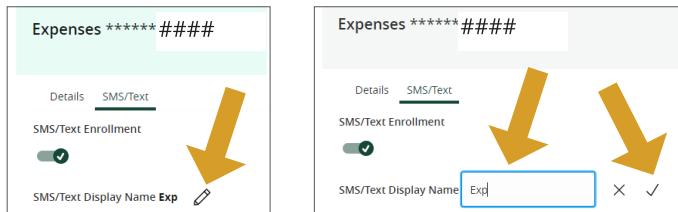


Expenses *****###

Details SMS/Text

SMS/Text Enrollment

Click the pencil next to **SMS/Text Display Name** to input your desired account nickname. Click the checkmark to save.



Expenses *****###

Details SMS/Text

SMS/Text Enrollment

SMS/Text Display Name Exp

7

You have now completed Text Banking enrollment! You will soon receive a text to welcome you. You are now able to send text command prompts to our RCB Bank Text Banking phone number 226563 (BANKME).

- BAL – to receive a list of account balances
- HIST <account nickname> – to receive account history
- XFER <account nickname 1> <acct nickname 2> <amount> – to transfer money
- from one of your RCB Bank accounts to another of your RCB Bank accounts
- HELP – to receive website and phone number to get help with Text Banking
- LIST – to receive a list of all available text commands (listed above)



226563

Text Message
Today 11:14 AM

(1/1)
Welcome to RCB Bank text banking. 1 msg/query. Msg and data rates may apply. Reply HELP for help or STOP to cancel

The sender is not in your contact list.
[Report Junk](#)

8

If you would like to edit your Text Banking Account Preferences, click the **Settings** tab from the **Menu** options. Click the **Manage Accounts** tab under **Preferences**.

If you reply STOP to opt out of Text Banking, you will need to reply START in order to receive text messages again and to make any changes to your Text Banking preferences.

?

Get in touch. 855.226.5722 | RCBbank.bank